How to Identify and Update iOS

Please note that this is for supervised devices running iOS 10.3 or above

Select the devce that you wish to scan for iOS updates.

Click on the **Software Update** button

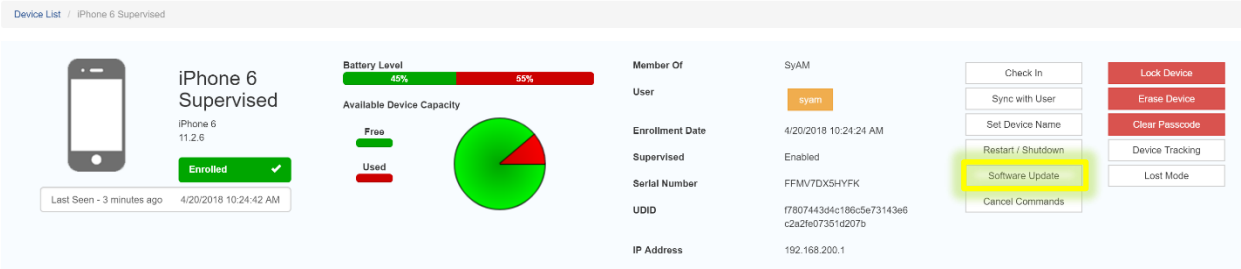

It will now show you the status of Software Updates available for the device, if there is no information Click the **Scan** button

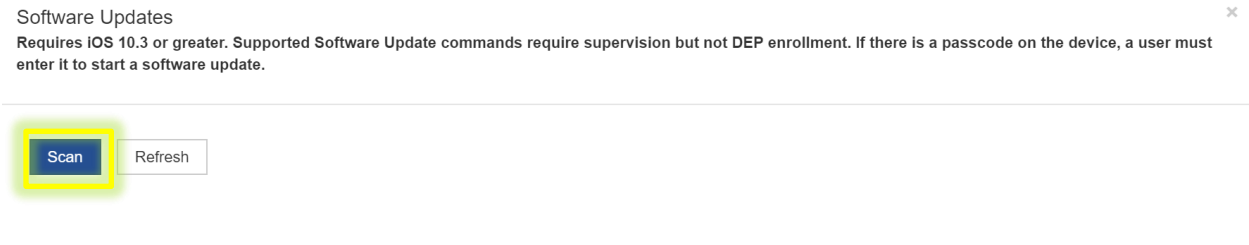

The command will now be sent to the device immediately, you do not need to press sync

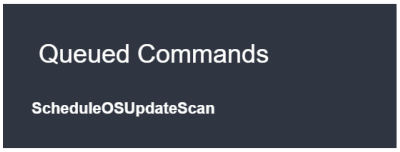

Click on the device after a few minutes, giving it time to perform the iOS Scan

Then click on the device and then the **Software Update** button

It will now show you if there is an iOS update for the device and if it has been downloaded to the device.

In this example the iOS update has already been downloaded so we click the **Install** button to install the iOS

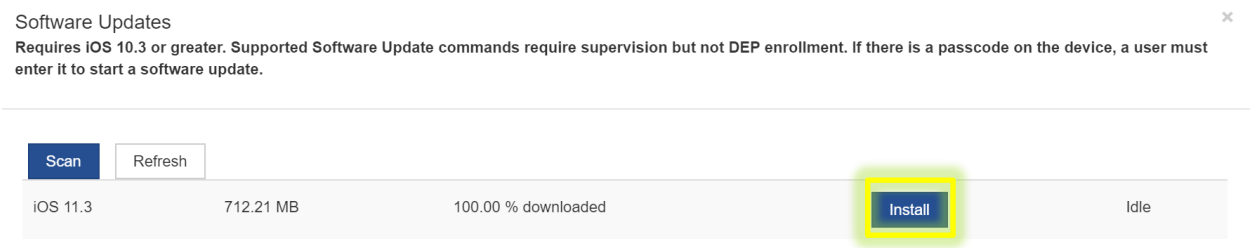

If it has not been downloaded click the **Download** button and it will download and install the iOS update

The command is sent directly to the device, you do not need to press sync

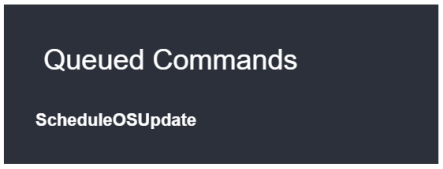

The user on the device will see a message verifying the update and then it will update the iOS and reboot the device.